

UCAS

Parents' evening presentation

Help your son or daughter through the UCAS process

Contents

- Why go on to higher education?
- The applicant journey and how you can help
 - Research
 - Personal statements
 - Offers and replies
 - Results

Why higher education?

- Increase potential earnings*
- Better career prospects
- Benefit the wider community
- Social and cultural reasons
- More independence, self-confidence and responsibility
- Personal challenge
- Broadens interests and knowledge
- Better health
- It can be immense fun!

*Source: Pricewaterhouse Coopers LLP, 2006, in Universities UK, Research Report, The Economic Benefits of a Degree

The UCAS journey

THREE STEPS TO APPLYING



Research – it's free and important to do

- **Start at www.ucas.com**
- **Find out the UCAS deadlines** – make sure your son or daughter knows which deadline is relevant to them.
- **Research** – career options, universities, courses and minimum entry requirements.
- **Attend a UCAS event** – even if your son or daughter doesn't know what they want to do, speaking to those in the know will help.
- **Learn from others** – student videos are available to watch at ucas.tv.

Find us on:



Other things to consider

- Work experience – professional bodies, charities or at events.
- Finance – course fees, grants, travel and living costs.
- Travel – to and from home.
- Accommodation – uni halls or private residences?



Living away from home...

How can you support the research process?

- Sign up to the monthly UCAS **Parents' Newsletter**.
- Download the 2019 **UCAS Parent Guide** from the UCAS Website
- Offer to attend open days with them as you may have a different perspective.
- Financial assistance – for example with railway tickets.
- Try to remain impartial.

- **ULAS**

Visit
www.ucas.com/parents

Key features of the UCAS scheme

- Your son or daughter can make up to five choices one one application.
- The 2019 applicant fee is:
 - £18 for one choice
 - £24 for up to five choices
- Applications received by the key deadlines are given equal consideration.
- ‘Invisibility’ – universities cannot see where else students have applied.

In 2013...

- UCAS received **677,373** applications
- **495,596** were accepted

Key dates and deadlines

22 May 2018	Applicants can register and start to complete their application
5 September 2018	Schools can start to submit completed applications to UCAS
15 January 2019	Deadline for most other courses
24 March 2019	Many art & design courses (check each course for deadline)
30 March 2019	Universities should have responded to all applications by this date
1 May 2019	Deadline to make choice of firm and insurance from offers given
30 June 2019	Clearing opens; any applications made after this date go to Clearing
15 August 2019	A Level results day 2019

UCAS

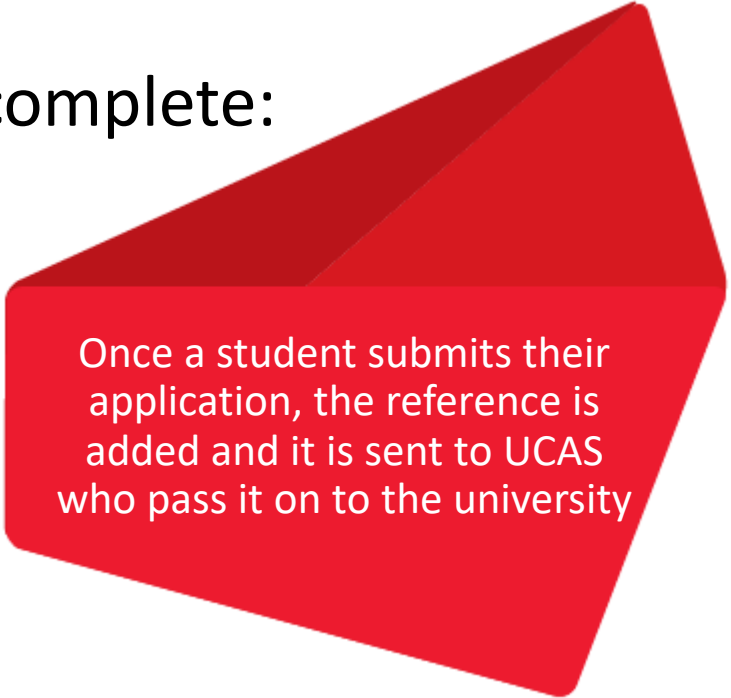
The UCAS application

Making the application

Apply is the UCAS online application system.

Each applicant has six sections to complete:

- personal details
- student finance (UK and EU only)
- choices
- education
- employment
- personal statement



Once a student submits their application, the reference is added and it is sent to UCAS who pass it on to the university

Personal statement – start now

Personal statements are so important, make sure your son or daughter includes:

- academic achievements, past and present
- interests in the chosen subject area
- knowledge of the subject and enthusiasm to go beyond the syllabus
- what they enjoy about studying
- details of their independent study skills

Personal statements should stand out – tutors receive more than 200 per week!

The questions universities and colleges will ask:

- Have they chosen the right subject for the right reasons?
- Do they have a range of interests?
- Does the personal statement confirm their interest in the subject?
- Have they studied independently?
- Are they motivated and committed?
- Do they possess good numeracy and literacy skills?


Decision-making by course providers

Universities and colleges will review:

- personal statement
- reference
- qualifications
- admissions test results
- interviews
- portfolios
- auditions

An admissions tutor may make one of three decisions:

- **unconditional** offer
- **conditional** offer
- **unsuccessful**

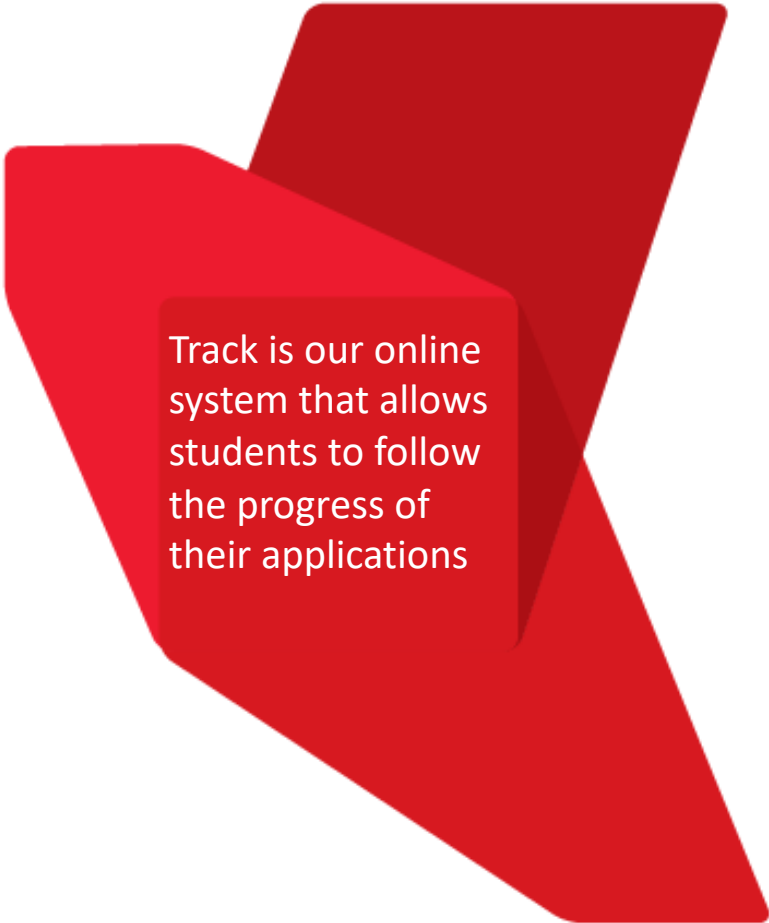


Providers may also offer a place on an alternative course

Tracking applications

Track will allow your son or daughter to:


- follow the progress of their application 24/7
- see their choices and personal information
- display their offers
- reply to offers online



Track is our online system that allows students to follow the progress of their applications

Replying to offers

- When your son or daughter receives decisions from all of their choices they will need to make their replies by a set date.
- They can then hold a maximum of two offers:
 - **Firm** – their first choice. If they meet the conditions of the offer they will be placed
 - **insurance** – acts as a back-up choice and only comes into play if they are not placed with their firm choice
- If your son or daughter fails to reply to their offers by the deadline date (1st May 2019) all offers will be automatically declined.




If they do not receive any offers they can make an additional choice through the **Extra scheme**

Extra

If your son or daughter does not get an offer from any of their choices they can use Extra.

- Students eligible for Extra:
 - used all five choices
 - all choices unsuccessful, cancelled or offers declined
 - no option for insurance
 - universities have 21 days to respond
 - existing apply information used



Extra is open
between
February - July

Confirmation

- Exam results are published – many are passed electronically to universities by UCAS.
- Admissions staff check if the applicant has met the conditions of the offer. There are four possibilities:

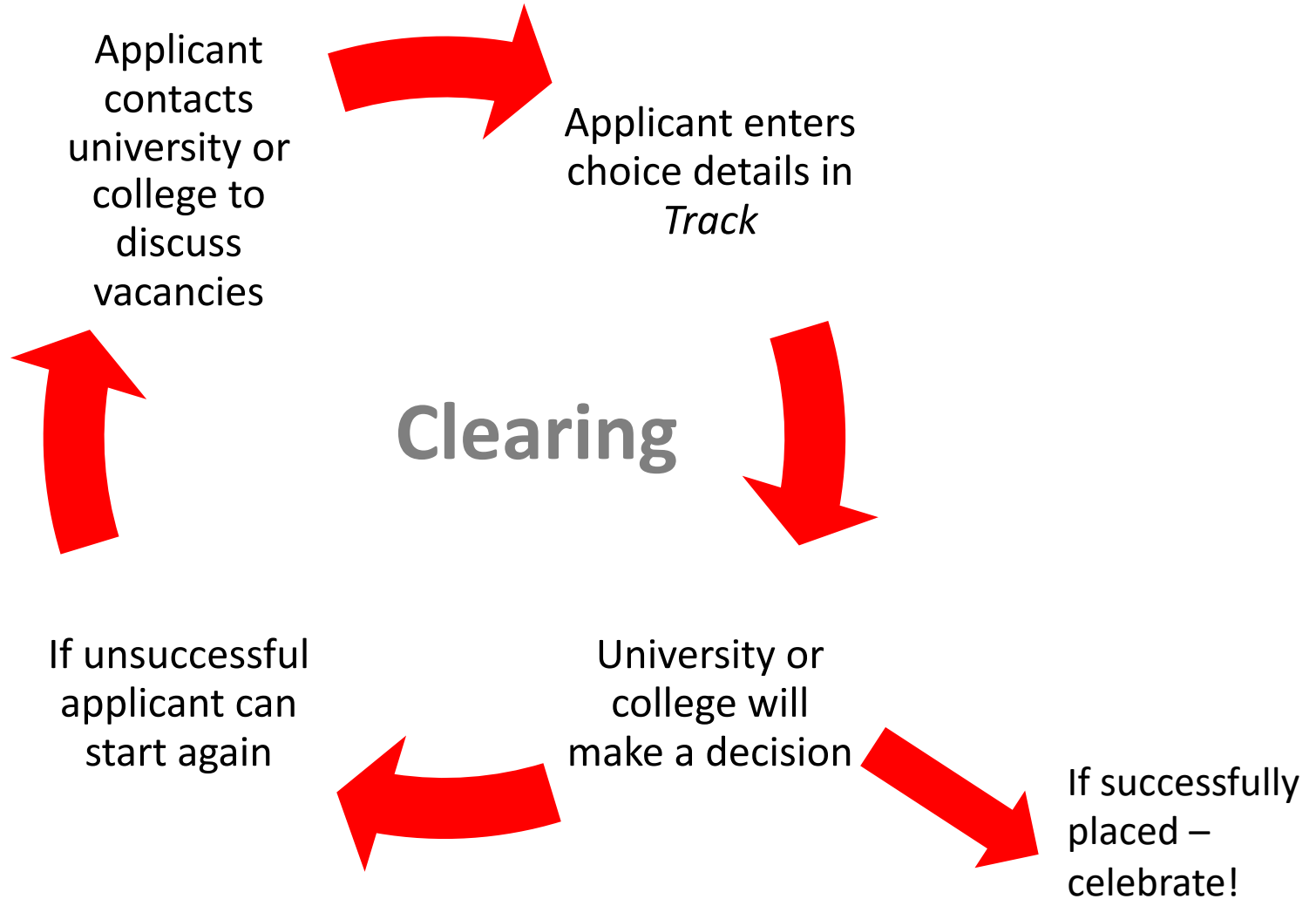
1. If a student meets the conditions of their firm choice. It's time to celebrate!

2. If a student doesn't meet the conditions of their firm choice, but meets the conditions of their insurance choice (which should be lower), they will be placed at their insurance choice. It's also time to celebrate!

3. If a student has not met the conditions of their firm or insurance choice (or no insurance), they will be entered into a process known as **Clearing**.

4. If a student meets and exceeds the conditions of their offer, they are eligible for **Adjustment**. This provides an opportunity for them to reconsider where and what to study whilst still holding their firm offer.

The Clearing process



How can you support the application process?

- Don't book holidays at key times e.g. results day
- Engage with the school – find out opening times and key contacts, use opportunities provided
- Support your son or daughter's management of their application.
- Make sure they read everything they are sent carefully!
- Prepare them for living away from home:
 - cost of living – paying bills
 - independent living skills – cooking and washing

Be there...

comforting, proofreading,
encouraging, testing,
practicing etc.

Find out more

Find us on social media



Join our group to see what others are asking
www.facebook.com/ucasonline



Follow us to find out the latest news
www.twitter.com/ucas_online

Read our blogs



Read blogs from other students
www.ucasconnect.com/blogs

Watch our videos



Watch and share our videos and 'How To' guides
www.ucas.tv



Watch video guides and find out what other students think
www.youtube.com/ucasonline

Or call us

0371 468 0 468

To speak to one of our trained advisers
between 08.30 – 18.00